

SINGLE DRUM COMPACTORS X SERIES



Making our mark



OFFICE AND CENTRAL FACTORY

COMOPLESA - LEBRERO, S.A.

Avda. Alcalde Caballero, nº 32 • Pol. Industrial «El Pilar»
50014 Zaragoza (Spain)

E/P.O. Box 402 • Tel (+34) 976 464 300 • Fax (+34) 976 464 301

<http://www.lebrero.com> • E-mail: info@lebrero.com

The machines illustrated may show optional equipment which can be supplied at additional cost.
Specifications may change without notice.



Dealer:

04/08





EXPERIENCE

LEBRERO with more than 50 years in the compaction industry, have and had have in mind always, customers opinions, due to and for them, designed and developed the last generation in compactors, the high impact roller (H.I.R.).

Power and technology


Two combinations to go further. A sophisticated compaction system able to obtain a 66% more performance.

A combination of the best components in the market to obtain the lower sound levels with an excellent internal finish to reduce operators' fatigue. Designed to comply with the strongest safety and environmental standards actually demanded.

A trustworthy product

A reputable service

A high productivity product...



TECHNOLOGY

Developed by **LEBRERO**, H.I.R. is a new concept in compaction that has the advantage of offering greater efficiency with less weight.

What is the difference between H.I.R and conventional compactors?

The essential difference is the H.I.R.'s special vibrating behaviour due to a new and original proportioning of the parameters that make-up its design.



Conventional Compactor



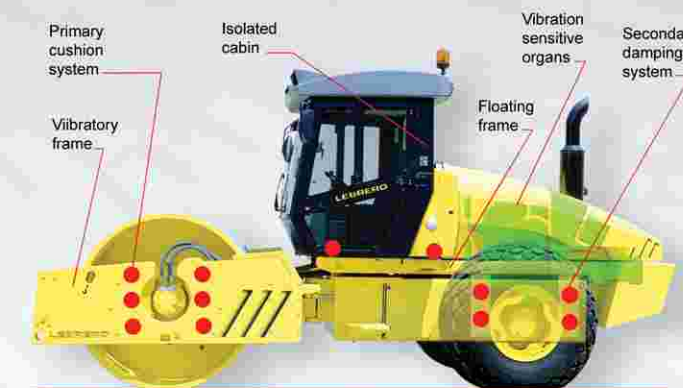
H.I.R design Compactor

When working, the H.I.R. model takes advantage of the mass of the machine structure: drum & frame. A conventional model only takes advantage of the drum mass. The result is that with a lighter H.I.R model, we obtain greater performance than with a heavier conventional machine. In other words, give equal weight, the H.I.R model is more efficient



..... **Your choice.**

The distinctive H.I.R design, its engineering and the location of its shock-absorbing systems, to obtain an increase in the mass factor over the drum weight are the patent secrets of this **LEBRERO** Innovation





RANGE

LEBRERO offers a complete range of compactors, with an ideal model for each specific job. The smallest models (X2 and X3) combine the versatility of the equipment with economy of cost.

They adapt to repair jobs like no other machine on the market, with original and robust designs.



The bigger range (X4, X5 and X6) is composed of the H.I.R. high performance models, with high mechanical impact capable of compacting layers greater than 120 cm.

The combination in each machine of two compaction techniques – high impact and concordance – make specialisation and versatility possible.

The special configuration of the machine, with a large concentration of mass on the vibrating drum, provides an enormous impact force that distinguishes the machine by its exceptional performance in all applications.




Moreover, the entire X series can be supplied with smooth or padfoot drums, or, padfoot shells can be fitted on the smooth drum, thereby giving the equipment great versatility. Upon request, machines can be manufactured with sprinkling equipment and smooth wheels for work on asphalt.

IN DETAIL

Using the best mechanical and hydraulic components, Lebrero rollers offers comfort, easy operation and maintenance, ergonomic, everything have in mind to make operator's easy to work with the machine and at the time of making the necessary and recommended, maintenance works.



Units incorporates as standard equipment, full visibility cabins, heaters, window wipers, L&R rear mirrors, adjustable seat and steering wheel, manual or automatic vibration switch, lockable windows and optional like A/C, padfoot drum or kit padfoot shells, wide range of compactmeters, tacographs and others.



Safety devices, ROPS/FOPS structure, seat belt, death man switch, emergency brake, ecological engines which complies with the latest gas emissions certifications, reduced noise levels due to the use of special noise absorbents materials, etc, everything thinking on ...

..... You.



High nozzles to help air flow recirculation to the engine/pumps area and radiator.

Full access to components for an easier maintenance.




Drive control lever and potentiometers which regulate engine rpm.




Double frame, cabin entry steps and fuel lever indicator views.



Location of hydraulic filters, hydraulic pumps with pressure inlets, more accessibility and easier.



Heavy duty type articulation, with greasing points.



IN OPERATION



THESE ARE THE FACTS!!

- *Unique H.I.R. design (double frame)*
- *Higher amplitudes*
- *Bigger static lineal loads*
- *Lower frequencies*



With these, **Lebrero** has obtained the most productivity rollers in the market.

Reduce your work timings, work where others could not do it properly.





Weights

From 8.000 to 19.000 kg with smooth drum.

From 12.000 to 23.000 kg with padfoot drum/shells.



Engine

Manufacturer Cummins
 Power SAE J 1995 130 to 175 hp.
 Cooling Liquid



Electrical

Battery 2 x 12 volt.



Propulsion

Drive & Vibration pumps Axial pistons, variable flow.
 Drum and Axle drive X2: Low speed high torque hyd. motor.
 motors: X3 to X6: Reducer with axial piston motor and variable flow.

Vibration & axle motors Axial pistons and fix flow.
 Axle Self blocking type.
 Gradeability* Up to 75%
 Speed From 0 to 13 km/h, progressive.



Brakes

Service Hydrostatic
 Parking & Emergency Multidisc with negative drive at drum and wheels.



Steering

Type Oscillating articulated frames.
 Articulation 30°
 Oscillation 10°



Drums & Tyres

Smooth Drum:
 Widths 1 675 to 2 150 mm
 Diameters 1 200 to 1 600 mm
 Shell thickness 20 to 50 mm

Padfoot drum/shells:
 Widths 1 675 to 2 150 mm
 Pads heights 100 mm



Vibration

Isolation Rubber shock absorbers
 Frequencies From 20,83 to 27,50 hz.
 (1 250 to 1 650 rpm)
 Amplitudes 2 (high & low)
 From 1,42 to 2,67 mm.

Centrifugal force From 10 658 to 41 594 daN
 Static linear loads From 24 to 58 kg/cm



Capacities

Fuel tank 300 liters
 Hydraulic tank 165 to 220 liters
 Drum 10 to 29 liters
 Axle 9 to 15 liters
 Engine 12,5 to 17 liters
 Cooling 19 to 25 liters



Technical specifications of the X range

RANGE

			X2	X3	X4	X5	X6
MAXIMUM MASS		kg	8 300	13 460	15 310	16 950	20 760
		lb	18 302	29 679	33 759	37 375	45 776
TOTAL MASSES	UNE 115-434	kg	8 100	11 900	13 700	15 250	19 000
		lb	17 860	26 239	30 320	33 626	41 895
On shafts	Wheels	kg	4 050	4 385	5 480	5 175	6 450
		lb	8 930	9 669	12 083	11 411	14 222
Load	Drum	kg	4 050	7 515	8 200	10 075	12 550
		lb	8 930	16 571	18 081	22 215	27 673
Static linear		kg/cm	23,88	34,89	39,11	47,62	57,91
		lb/in	137,11	197,15	215,08	268,74	326,93
MAXIMUM DIMENSIONS	Length	mm	5 035	5 600	5 960	6 080	6 155
		in	11 102	12 348	13 142	13 406	13 572
	Width	mm	1 975	2 300	2 300	2 350	2 370
		in	4 355	5 071	5 071	5 182	5 226
	Height	mm	2 935	3 045	3 075	3 075	3 085
		in	6 472	6 714	6 780	6 780	6 802
Drum	Diameter	mm	1 200	1 450	1 450	1 525	1 600
		in	47	57	57	60	63
		mm	1 675	2 135	2 135	2 100	2 150
		in	66	84	84	83	85
		mm	20	25	30	40	50
		in	0,79	0,98	1,18	1,57	1,97

COMPACTION			VM2	VM3	VM4	VM5	VM6
High e.m. Classification UNE 115-435		Nominal amplitude	mm 1,42	1,89	2,35	2,67	2,35
			in 0,06	0,07	0,09	0,11	0,09
		Real. Amp. max. (2.A)	mm 3,50	5,66	9,10	8,90	9,92
			in 0,14	0,22	0,36	0,35	0,39
High impact	Centrifugal force	daN	10 658	22 571	18 729	26 447	41 594
		lb	23 960	50 739	42 103	59 454	93 503
	Frequency	Hz	27,50	27,50	20,83	20,83	23,33
		r/min	1 650	1 650	1 250	1 250	1 400
	Impact	J/cm	1,20	2,10	4,06	4,68	6,77
		J/in	3,05	5,33	10,31	11,89	17,20
Low e.m. Classification UNE 115-435		Nominal Amplitude	mm 0,58	0,58	0,90	1,22	1,19
			in 0,02	0,02	0,04	0,05	0,05
		Max. Real amp. (2.A)	mm 2,05	2,03	3,15	3,71	4,80
			in 0,08	0,08	0,12	0,15	0,19
Concordance	Centrifugal force	daN	4 389	6 897	11 065	18 535	25 838
		lb	9 866	15 504	24 875	41 666	58 084
	Frequency	Hz	27,50	27,50	25,83	25,83	25,83
		r/min	1 650	1 650	1 550	1 550	1 550

PROPULSION AND STEERING			Cummins	Cummins	Cummins	Cummins	Cummins
Engine	Make		Cummins	Cummins	Cummins	Cummins	Cummins
	Model		QSB 4.5 TAA	QSB 4.5 TAA	QSB 6.7 TAA	QSB 6.7 TAA	QSB 6.7 TAA
	N° cylinders/cooling		4/liquid	4/liquid	6/liquid	6/liquid	6/liquid
	Power SAE J 1995	kW	97,0	97,0	119,0	119,0	129,0
		CV	131,0	131,0	161,0	161,0	175,0
		HP	130,0	130,0	160,0	160,0	173,0
	Revolution	r/min	2 300	2 300	2 200	2 200	2 200
	Fuel tank	l	300	300	300	300	300
		US gal	79,3	79,3	79,3	79,3	79,3

Drive	Type	HYDROSTATIC					
		AT WHEELS, SELF BLOCKING DIFFERENTIAL		MOTOREDUCTORS AT DRUM EXCEPT X2 (HYDRAULIC MOTOR)			
	Drive Elements		14.9x24	23,1 x 26	23,1 x 26	23,1 x 26	23,1 x 26
	Tyres size						
	Blockage			AT WHEELS			
	Speed (4 except x2 (2))	km/h	0 - 8	0 - 10	0 - 9	0 - 13	0 - 13
		mph	4,57	6,21	5,59	8,08	8,08

Brakes	Service	HYDROSTATIC				
		MULTIDISC WITH NEGATIVE DRIVE AT WHEELS AND DRUM				
	Parking & emergency					

Steering	Type	OSCILLATING ARTICULATED FRAMES					
		HYDROSTATIC THROUGH ORBITROL					
	Drive						
	Tourning angle	°	30	30	30	30	
	Oscillating angle	°	10	10	10	10	
	Minimum turning radius	mm	4 475	4 757	4 904	4 913	4 993
		in	176,19	187,27	193,05	193,41	196,56

* Max. Gradeability, depends on soils and working conditions, options, etc...